

The Richland County Board of Developmental Disabilities supports children and adults with disabilities throughout their lifetime.

1,400 Richland County residents received support in 2025.




Ages 0-2

Total Served: **344**
Total Spent: **\$1,106,661**

Ages 3+

Total Spent: **\$15,309,711**



940 Richland County residents received a funded service in 2025.

Federal, State, & Local Funding
572 enrolled on a Medicaid Waiver

Total Amount Authorized: **\$39,494,874**

Local Funding

256 Individual Budget, Family Support, Supported Living, Respite, Developmental Center Placements, and Multi-System Youth.


Total Spent: **\$1,320,308**
Waiver Match Spent: **\$3,992,249**

38 individuals served in our Intermediate Care Facilities (ICF's).

Total Spent: **\$7,325,742**

6 individuals served in our Multi-System Home.

Total Spent: **\$363,000**



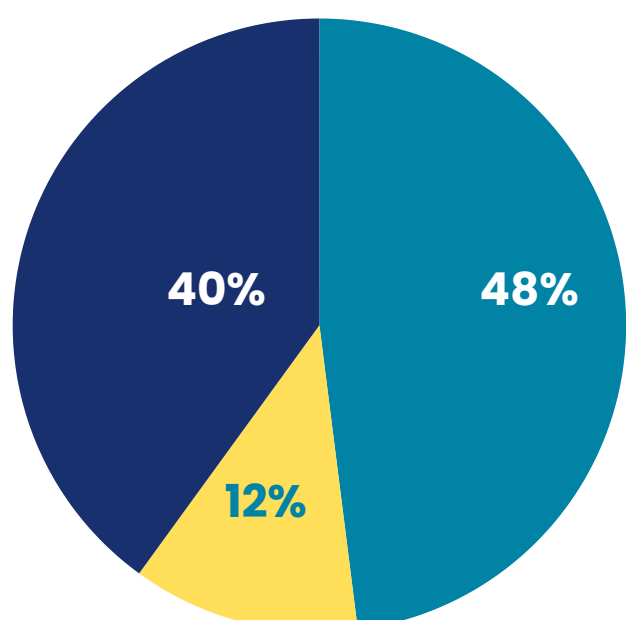
1,020 individuals received support from the Service and Support Administration.

We supported 9 public and private schools, serving approximately 135 students through our Employment Navigation Program.



2025 Revenue: \$21,435,037

- Local Revenues: \$10,340,572**
 - Local Levy Dollars
- State Revenues: \$2,673,327**
 - Medicaid/ICF
- Federal Revenues: \$8,421,138**
 - Medicaid, TCM, MAC



2025 Expenditures: \$24,793,584

- Individual Services/Supports Funded in the Community: \$16,416,372**
 - Waiver Match, Adult Day Services, Residential, SSA, Therapy, EI, Transportation
- Other: \$7,680,222**
 - Admin., CE, HR, IT, Facilities Supplies/Equipment
- Capital: \$696,990**

